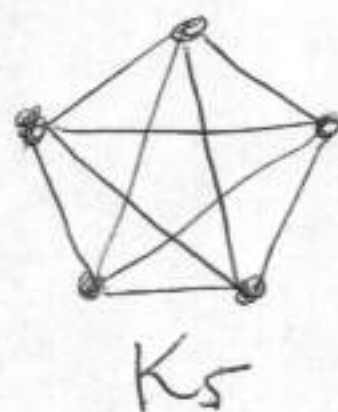
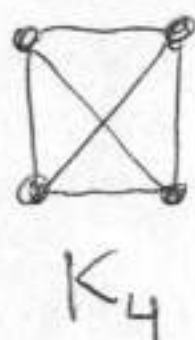
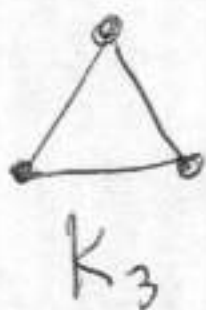


Ch. 6 (continued.) The Brute Force Algorithm

(1)

Consider the complete graph K_N of N -vertices.
(We previously called this an N -clique).



We learned a few classes ago the following:

- The degree of each vertex in K_N is $N-1$.
- The # of edges in K_N is $\frac{N(N-1)}{2}$.

We can add the following to this list:

- The # Hamilton paths in K_N is $N!$
- The # Hamilton circuits in K_N is $(N-1)!$

These can be explained as follows.

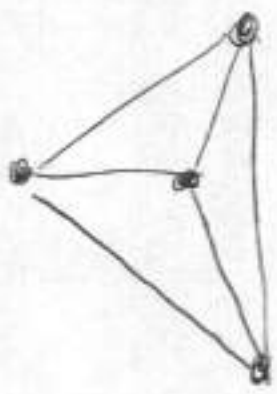
When creating a Hamilton path in K_N we have a certain number of choices at each step. First, we need to choose a starting vertex: there are N choices. Next, we need to choose which vertex to go to next: there are $N-1$ choices (we can't stay at our vertex). At the next step, we need to choose a vertex to proceed to that we haven't been to: there are $N-2$ choices, since we've already visited two vertices. Continuing in this fashion and multiplying all of our possible choices we get

$$\# \text{Hamilton paths} = N \times (N-1) \times (N-2) \times \dots = N!$$

The argument for the number of Hamilton circuits is the same, except the choice of an initial vertex (the N above) is not relevant so we obtain $(N-1)!$ instead.

Here's the case of $N=4$:

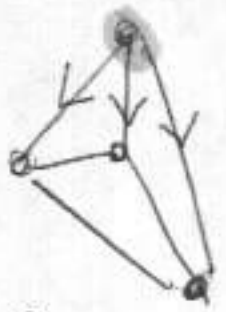
K_4



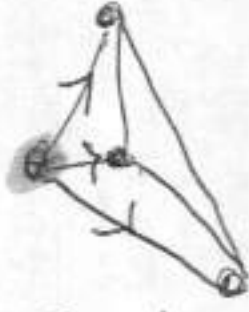
To start a Hamilton path we choose a vertex. There are 4 choices. ($N=4$)

3

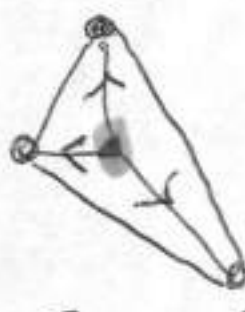
After choosing a vertex, regardless of our choice, there are 3 possible edges to proceed on to:



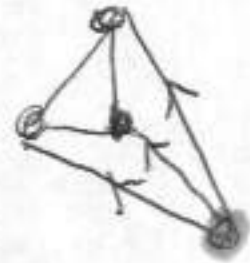
3 choices



3 choices



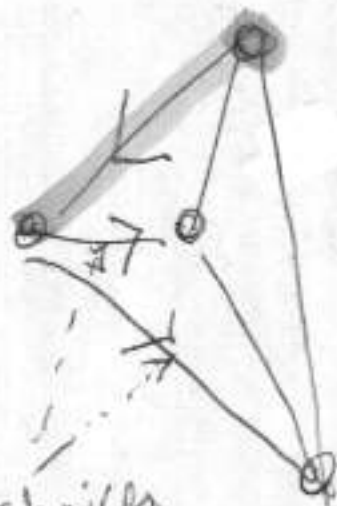
3 choices



3 choices

(here $3=N-1$)

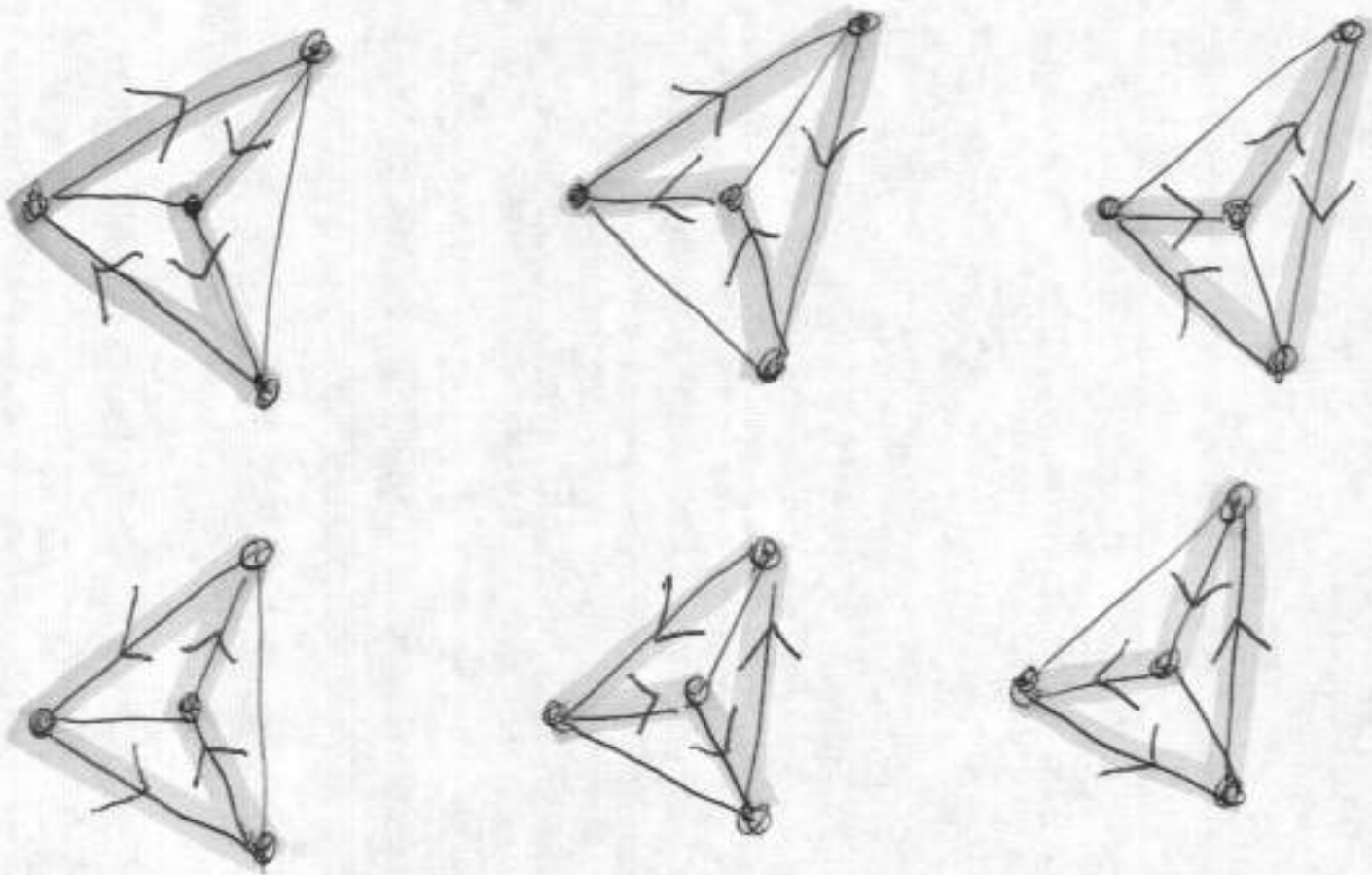
In any of the 4 cases, after making a choice of the 3 edges there are then $N-2=2$ choices to proceed. For example,



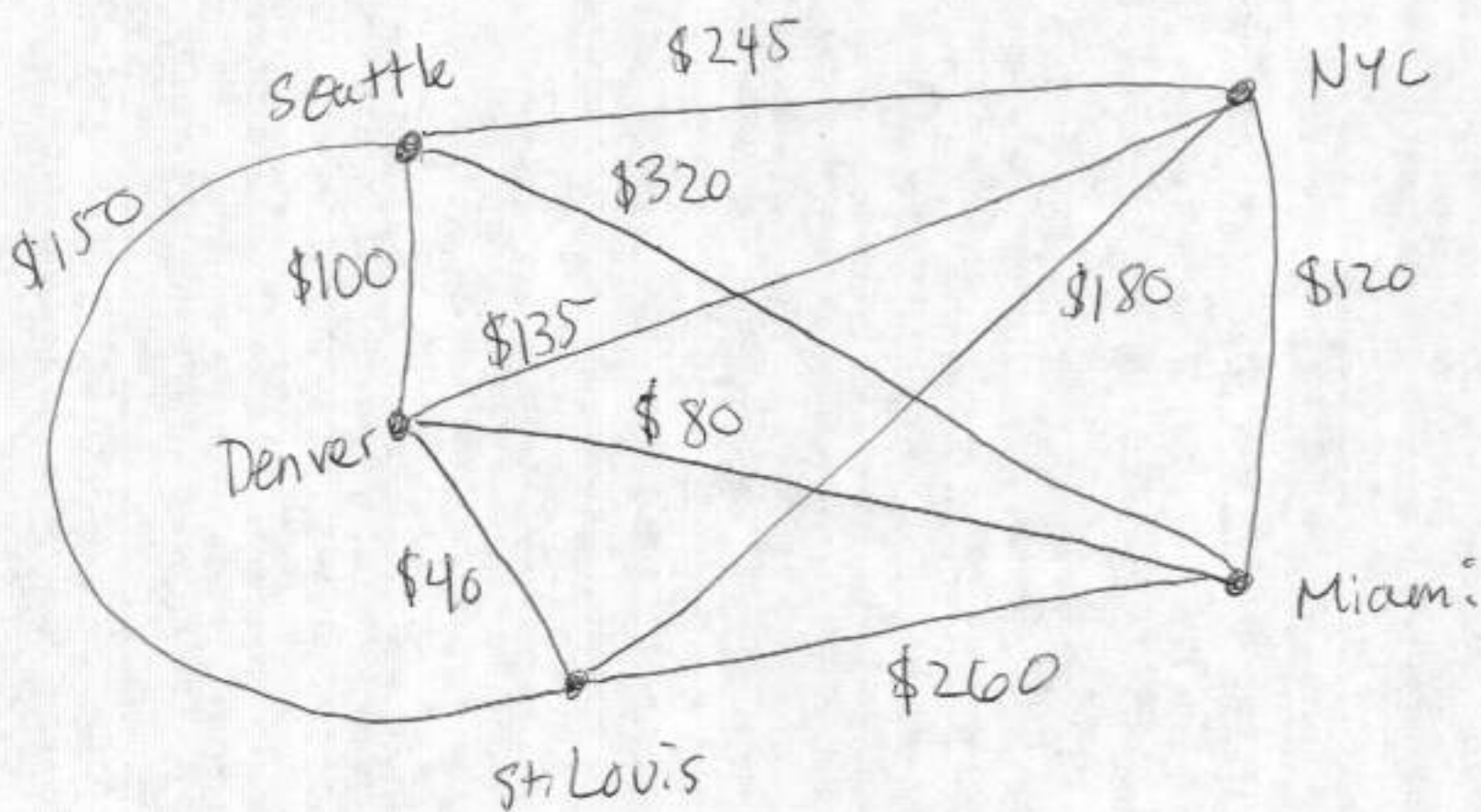
2 choices to proceed

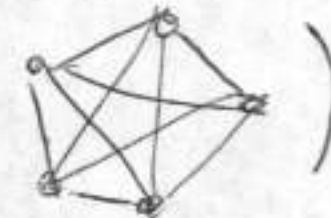
Continuing we get $4 \times 3 \times 2 \times 1 = 4! = 24$ Hamilton paths.

The result says there are $(4-1)! = 3! = 3 \times 2 = 6$ Hamilton circuits for K_4 . Here they are: (4)



Now let's return to our TSP.



Note that the underlying graph is equivalent to K_5 ! ($K_5 =$ )

This is an example of a weighted graph. A weighted graph in general is just a graph with numbers assigned to each of the edges (here these are the costs of the flights). (5)

To find an optimal tour in our TSP we will first use the Brute Force Algorithm:

Step 1: Make a list of all Hamilton circuits of the underlying graph K_N

Step 2: Calculate the total weight of each Hamilton circuit.

Step 3: Choose a Hamilton circuit with the least total weight.

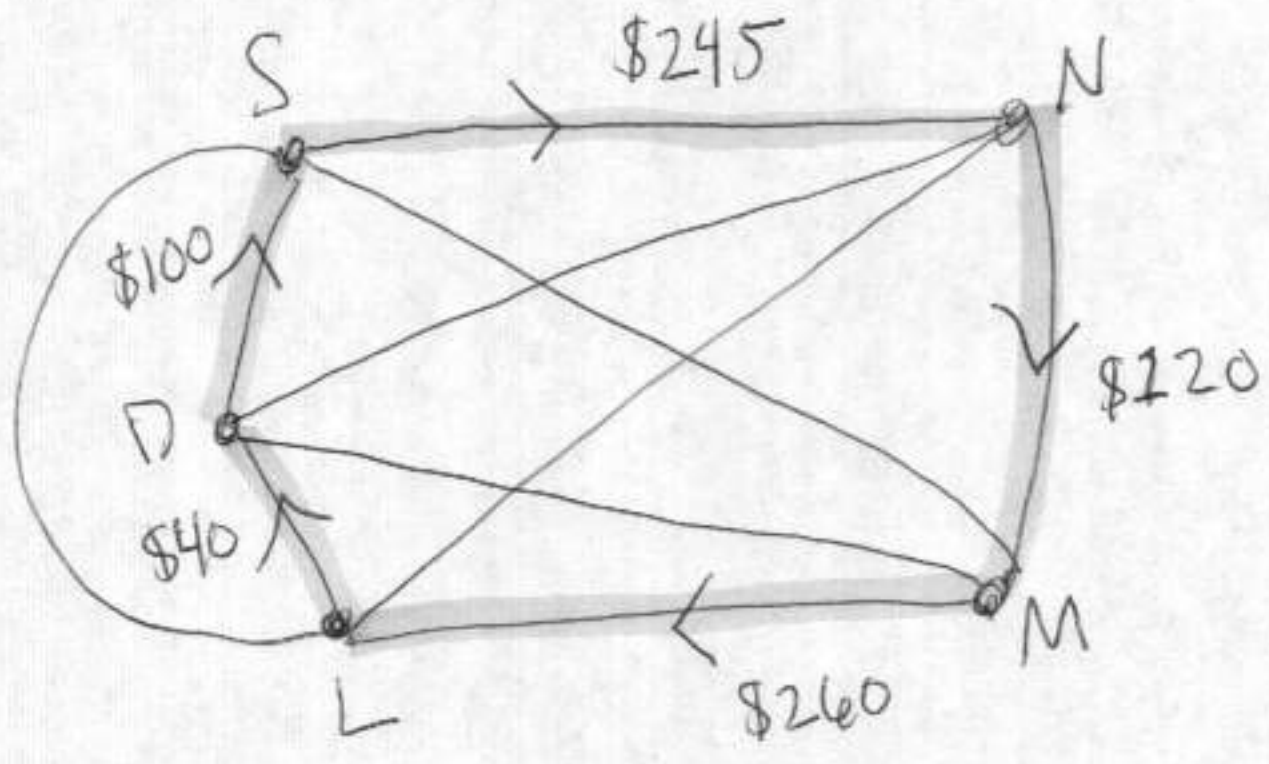
The total weight of a Hamilton circuit is the sum of the numbers (i.e. costs) on the edges that the circuit covers.

We apply this algorithm to our problem, which has $N=5$. For brevity we write N for NYC, S for Seattle, D for Denver, L for St. Louis, and M for Miami.

Tour	Total Cost
N, M, L, D, S, N	\$765
N, M, L, S, D, N	\$765
N, M, D, L, S, N	\$635
N, L, M, D, S, N	\$865
N, M, S, D, L, N	\$760
N, L, S, M, D, N	\$865
N, L, D, M, S, N	\$865
N, D, S, M, L, N	\$995
N, D, M, L, S, N	\$870
N, M, D, S, L, N	\$630
N, M, S, L, D, N	\$765
N, D, L, M, S, N	\$1000

(There are 12 other tours (Hamilton circuits) but they are each a reversal of some tour listed above, so its cost is recorded)

For example, to compute the total cost of the tour N, M, L, D, S, N (the first in the table), we look at the corresponding Hamilton circuit:



The total cost of this tour is computed as

$$\$120 + \$260 + \$40 + \$100 + \$245 = \$765$$

as is listed in the table.

Looking at the table, the lowest possible total cost is \$630, given by either N, M, D, S, L, N or its reverse N, L, S, D, M, N, there's the relevant Hamilton circuit (directions omitted):

